



CareerCatalyst Enrollment Guide: How to register for a CareerCatalyst Course

About Arizona State University's Learning Enterprise

As one of ASU's three pillars, the Learning Enterprise - like the Academic Enterprise and Knowledge Enterprise - shares the mission of advancing the university's charter. The Learning Enterprise advances ASU's charter by building ecosystems for outcomes-driven lifelong learning. The Learning Enterprise leads and facilitates work with ASU's Schools and Colleges to develop scalable, technology-enabled offerings that serve non-degree learners throughout their lifetimes, from pre-K to postretirement.

CareerCatalyst Portfolio

CareerCatalyst represents the Professional and Technical Career Skills focus areas within the ASU Learning Enterprise. CareerCatalyst represents all non-degree, career-oriented education offerings, including ASU's Continuing and Professional Education programs, executive education, stackable graduate certificates, and non-degree corporate education offerings offered directly to employers. The two learning offerings provided by ASU's Learning Enterprise for Cintana partner institutions live in this portfolio and present opportunities for learners to upskill in the new area of leveraging Artificial Intelligence (AI).

Document Purpose

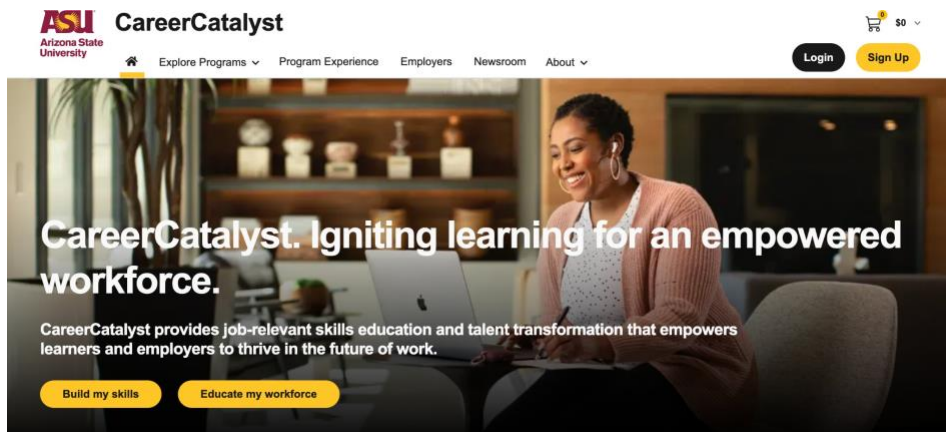
This document serves as a guide for faculty and staff from Cintana partner institutions worldwide, on how to best enroll in two learning offerings provided by ASU's Learning Enterprise through the [CareerCatalyst portfolio](#) at no cost. It is strongly recommended that you use the latest version of Google Chrome or Firefox when accessing your course.

Enrollment Process

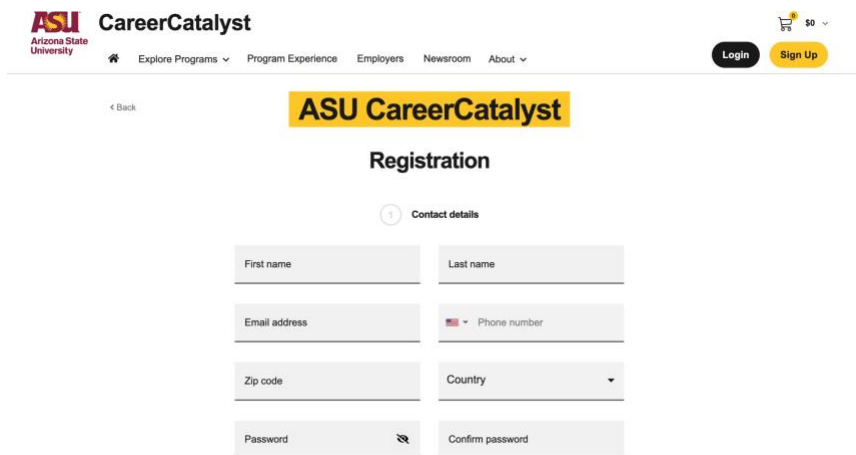
Begin the enrollment process by navigating to the CareerCatalyst website. Please either click on the link or copy and paste into your web browser: <https://careercatalyst.asu.edu/>

Step One- Create an Account

1. Click on the “Sign Up” button in the top right corner.



2. Enter your contact and demographic information, then click “Submit”.

The image shows the ASU CareerCatalyst Registration form. At the top, there is a navigation bar with the ASU logo, the text "CareerCatalyst", and links for "Explore Programs", "Program Experience", "Employers", "Newsroom", and "About". On the right side of the navigation bar, there are "Login" and "Sign Up" buttons. Below the navigation bar is a yellow banner with the text "ASU CareerCatalyst". Below the banner is the heading "Registration". Below the heading is a sub-heading "1 Contact details". Below the sub-heading is a form with the following fields: "First name", "Last name", "Email address", "Phone number" (with a dropdown menu for country), "Zip code", "Country" (with a dropdown menu), "Password", and "Confirm password".

3. After that you will see a message requesting that you verify the information via email. You will need to open your email and click the email verification link that was sent.

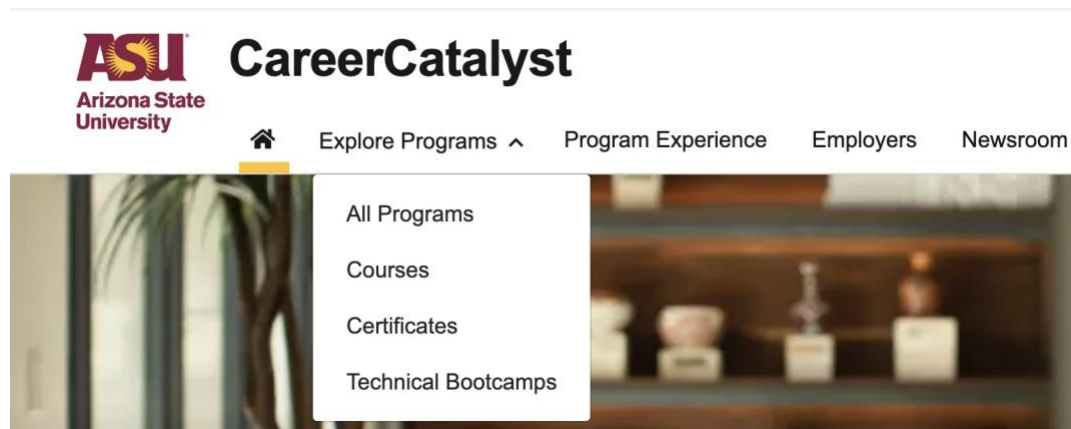


Dashboard

Explore courses

Step Two- Enroll in Your Desired Course

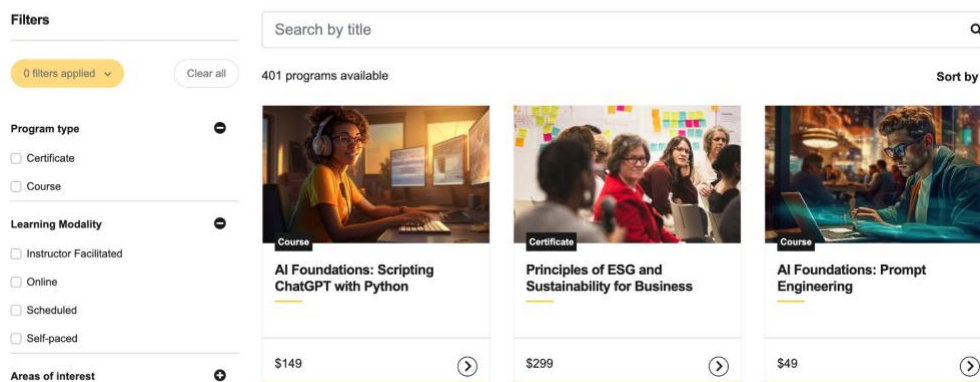
1. Once logged in, click “Explore Programs” and then click “All Programs”



2. Using the search bar or filters, find the course that you would like to take, then click on it. The two courses that are part of this special partnership and can have the promotion codes applied are the “AI Foundations: Scripting ChatGPT with Python” and “AI Foundations: Prompt Engineering” (shown below).

All programs, courses and certificates

Your career advancement starts here. ASU CareerCatalyst offers more than 250 courses and programs to empower everyone to reach their goals and explore their passions. Use the filters below to browse our offerings and find the right opportunity for you.




3. On the course page, click “Add to cart”



4. Click “View cart”

Successfully added to your cart!




AI Foundations: Scripting ChatGPT with Python
Length: 2 Hours
Learning Modality: Self-paced

\$149
[Remove](#)

Subtotal \$149[View cart](#)

5. For this partnership and special access please enter the promo codes “**CINASULE25**” for one of the two courses mentioned above. The total amount should change to \$0.00 and the transaction should be completed when you click “Checkout”.

Your cart



AI Foundations: Scripting ChatGPT with Python
Length: 2 Hours
Learning Modality: Self-paced

\$149
[Remove](#)

[← Continue shopping](#)

Order Summary

1 item	\$149
Discount (CINASULE23)	- \$149.00
Sales Tax	\$0

Total \$0.00

CINASULE23 ✕

Coupon or Voucher Code (one per order)

Enter code [Apply](#)

[Checkout](#)

6. Once complete, click “Access your courses” to be taken to your dashboard where you can begin your course!